

TRFPC36 MA\2009 Standards TC\1515.dgn 8:20:40 AM 6/2/2010 d:\usr2\lib\erofy\pen R:\TRAF PLOT\bw.ibi

| DESCRIPTION | REVISIONS | DATE |
|-------------|-----------|------|
| | | |



SHOULDER WORK SIGN

W21-5 48 x 48 16.00 SF

COLOR:
LEGEND AND BORDER:
BLACK (NON-REFLECTORIZED)
BACKGROUND:
FLUORESCENT ORANGE (REFLECTORIZED)



SURVEY CREW SIGN

W21-6 48 x 48 16.00 SF

COLOR:
LEGEND AND BORDER:
BLACK (NON-REFLECTORIZED)
BACKGROUND:
FLUORESCENT ORANGE (REFLECTORIZED)



UTILITY WORK AHEAD SIGN

W21-7 48 x 48 16.00 SF

COLOR:
LEGEND AND BORDER:
BLACK (NON-REFLECTORIZED)
BACKGROUND:
FLUORESCENT ORANGE (REFLECTORIZED)



MOWING AHEAD SIGN

W21-8 48 x 48 16.00 SF

COLOR:
LEGEND AND BORDER:
BLACK (NON-REFLECTORIZED)
BACKGROUND:
FLUORESCENT ORANGE (REFLECTORIZED)



BRIDGE REPAIR SIGN

W21-9 48 x 48 16.00 SF

COLOR:
LEGEND AND BORDER:
BLACK (NON-REFLECTORIZED)
BACKGROUND:
FLUORESCENT ORANGE (REFLECTORIZED)



MATERIAL ON SHOULDER SIGN

W21-10 48 x 48 16.00 SF

COLOR:
LEGEND AND BORDER:
BLACK (NON-REFLECTORIZED)
BACKGROUND:
FLUORESCENT ORANGE (REFLECTORIZED)



MATERIAL ON ROADWAY SIGN

W21-11 48 x 48 16.00 SF

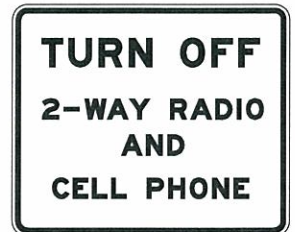
COLOR:
LEGEND AND BORDER:
BLACK (NON-REFLECTORIZED)
BACKGROUND:
FLUORESCENT ORANGE (REFLECTORIZED)



BLASTING ZONE AHEAD SIGN

W22-1 48 x 48 16.00 SF

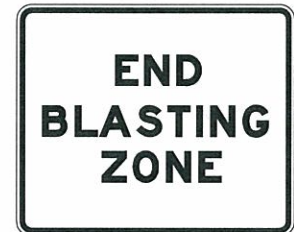
COLOR:
LEGEND AND BORDER:
BLACK (NON-REFLECTORIZED)
BACKGROUND:
FLUORESCENT ORANGE (REFLECTORIZED)



CELL TELEPHONES SIGN

W22-2 36 x 30 7.50 SF
W22-2E 42 x 36 10.50 SF

COLOR:
LEGEND AND BORDER:
BLACK (NON-REFLECTORIZED)
BACKGROUND:
FLUORESCENT ORANGE (REFLECTORIZED)



END BLASTING ZONE SIGN

W22-3 36 x 30 7.50 SF
W22-3E 42 x 36 10.50 SF


COLOR:
LEGEND AND BORDER:
BLACK (NON-REFLECTORIZED)
BACKGROUND:
FLUORESCENT ORANGE (REFLECTORIZED)

NOTES:
WORD SIGNS MAY BE USED IF SYMBOL SIGNS ARE NOT AVAILABLE EITHER IN "STANDARD HIGHWAY SIGNS MANUAL" OR IN THE "MANUAL ON UNIFORM TRAFFIC CONTROL DEVICES" (MUTCD) (CURRENT EDITION).

ALL DIAMOND SHAPE CONSTRUCTION WARNING SIGNS SHALL BE 48 INCHES X 48 INCHES UNLESS OTHERWISE NOTED IN THE PLANS.

* SUPPLEMENTAL SIGNS SHALL ONLY BE USED IN CONJUNCTION WITH DIAMOND SHAPE CONSTRUCTION WARNING SIGNS. THE SIZE OF SUPPLEMENTAL SIGNS SHALL BE APPROPRIATE FOR USE WITH A 48 INCH X 48 INCH WARNING SIGN UNLESS OTHERWISE NOTED IN THE PLANS.

| BASIS OF PAYMENT | | |
|------------------|--------------------|------|
| ITEM NO. | ITEM | UNIT |
| 880(B) | CONSTRUCTION SIGNS | SD |



APPROVED BY: *David Small* DATE: 6/23/10
TRAFFIC ENGINEER

TRAFFIC STANDARD

TRAFFIC CONTROL STANDARD
CONSTRUCTION SIGNS

2009 SPECIFICATIONS

TCS15-1 00
T-515